

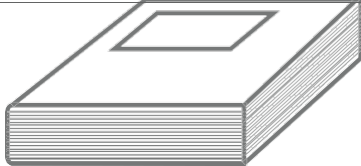



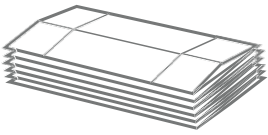

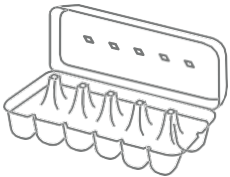
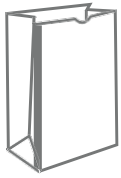

# MATERIALS LIST PAPER



MATERIAL & DESCRIPTION	INCLUDE	DO NOT INCLUDE
	<p>Newspaper and Flyers</p> <p>Daily and community newspapers and advertising flyers</p>	<p>Plastic bags used to cover newspaper/flyers (take to Recycle BC recycling depot), rubber Bands</p>
	<p>Magazines and Catalogues</p> <p>All types</p>	
	<p>Telephone Books</p> <p>Phone books, directories</p>	<ul style="list-style-type: none"> <li>• Hardcover or paperback books (donate or sell)</li> <li>• New to You</li> <li>• Salvation Army</li> </ul>
	<p>Writing home/office paper and correspondence</p> <p>Note pads; loose leaf paper; white or coloured computer copier and printer paper; printed paper; plain and window envelopes; shredded paper</p> <p>If you live in a community or multi-family building that has separate bins or bags for paper and containers recycling, you may place shredded paper securely inside a paper bag or box (to prevent litter) and include with your paper recycling.</p> <p>If you live in a community or multi-family building that utilizes one bin or bag for all of your recycling, please place shredded paper inside a securely-tied, see-through, plastic bag (no opaque, coloured or black bags).</p>	



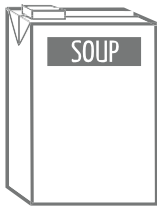
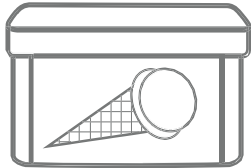
# MATERIALS LIST PAPER



MATERIAL & DESCRIPTION	INCLUDE	DO NOT INCLUDE
	<p>Corrugated Cardboard Boxes</p> <p>Shipping boxes, grocery and liquor store boxes, pizza boxes</p> <p>Empty Boxes: Flatten large corrugated boxes and cut down to no larger than 30" wide (78 cm) X 30" tall (78 cm), staples and tape OK</p>	<p>Cardboard boxes with wax coating, e.g., empty shipping boxes made available for residents to transport their groceries home</p>
	<p>Cardboard/boxboard</p> <p>Boxes for cereal, shoes, tissues, pizza, frozen entrees, desserts, detergent, etc. Carrier trays for bulk bottled water, soft drinks, cans, food, etc.</p> <p>Cores for paper towel and toilet tissue Flatten and place boxboard directly into the collection container, not inside another box</p> <p>Remove liner bags and food residue</p>	<p>Paper towels or napkins (include with green waste (compost), if applicable, tissues</p>
	<p>Moulded boxboard packaging</p> <p>Egg cartons, take-out beverage trays, empty paper-based garden pots, etc.</p>	<p>Dirt in garden pots</p>
	<p>Paper Bags (kraft paper)</p> <p>Any colour, including brown grocery sacks, white prescription bags, brown envelopes</p>	<p>Padded envelopes, foil-lined bags (e.g., packaged cookies)</p>
	<p>Multi-layer paper bags</p> <p>Multi-layered paper bags for flour, sugar, etc.</p>	<p>Bags with a foil layer, bags with a plastic layer</p>


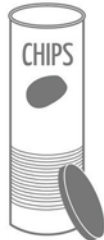
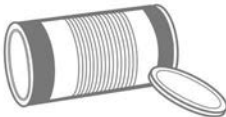

# MATERIALS LIST CONTAINERS



MATERIAL & DESCRIPTION	INCLUDE	DO NOT INCLUDE
	<p>Paper Cups</p> <p>For hot and cold beverages</p> <ul style="list-style-type: none"> <li>• Empty and rinse cups</li> <li>• Remove lids and place loose with container recycling</li> <li>• Recycle paper sleeves separately</li> </ul>	<p>Straws</p> <p>Tops of coffee cups</p>
	<p>Gable-top cartons</p> <p>For milk, milk-type beverages, cream, substitute eggs, sugar, molasses, etc.</p> <ul style="list-style-type: none"> <li>• Empty and rinse cartons</li> <li>• If carton includes plastic screw cap, remove cap and place loose in recycling container</li> </ul>	<p>Paper towels or napkins (include with green waste, if applicable, tissues)</p>
	<p>Aseptic boxes or cartons</p> <p>For milk, milk-type beverages, cream, soup, broth, sauces, etc.</p> <ul style="list-style-type: none"> <li>• Add loose to recycling container</li> </ul>	<p>Juice cartons (return for deposit refund), straws, stand-up pouches</p>
	<p>Frozen dessert boxes</p> <p>For ice cream, frozen yogurt, etc.</p> <ul style="list-style-type: none"> <li>• Empty and rinse cartons</li> </ul>	<p>Juice/drink boxes (return for refund)</p>





# MATERIALS LIST CONTAINERS



MATERIAL & DESCRIPTION	INCLUDE	DO NOT INCLUDE
	<p>Empty Aerosol Containers</p> <p>For food, air fresheners, shaving cream, deodorant, hairspray, etc.</p> <ul style="list-style-type: none"> <li>• Empty cans</li> <li>• Remove caps and place loose in recycling container</li> </ul>	<p>Spray paint cans, aerosol cans with any contents remaining, propane cylinders</p>
	<p>Spiral Wound Cans and Metal Lids</p> <p>For frozen juice concentrate, potato chips, cookie dough, coffee, nuts, baby formula, etc.</p> <ul style="list-style-type: none"> <li>• Remove lids and place loose in recycling container</li> </ul>	<p>Paper towels or napkins (include with green waste, if applicable, tissues)</p>
	<p>Steel Cans and Lids</p> <p>For food including pet food; tins for cookies, tea, chocolates, etc.; include metal lid</p> <ul style="list-style-type: none"> <li>• Empty and rinse cans</li> <li>• Labels OK</li> <li>• Put metal lid inside can and squeeze slightly</li> </ul>	<p>Steel beverage cans (return for deposit refund), steel paint cans, coat hangers (return to dry cleaners), pots, pans and baking trays, propane cylinders, metal toys, appliances, metal hardware or other scrap metal, wiring or metal cords, extension cords</p>
	<p>Aluminum Cans and Lids</p> <p>For food, e.g., seafood, cat food, etc.</p> <ul style="list-style-type: none"> <li>• Empty and rinse cans</li> <li>• Labels OK</li> <li>• Put metal lid inside can and squeeze slightly</li> </ul>	<p>Propane tanks or propane canisters, deposit cans (return for deposit refund)</p>




# MATERIALS LIST CONTAINERS



MATERIAL & DESCRIPTION	INCLUDE	DO NOT INCLUDE
	<p>Aluminum Foil and Foil Take-Out Containers</p> <p>Foil wrap and take-out containers including pie plates, food trays, etc.</p> <ul style="list-style-type: none"> <li>• Empty and rinse containers</li> </ul>	<p>Chip or foil bags, foil wrap with paper backing for butter, cigarettes, etc., foil-lined cardboard take-out containers or lids</p>
	<p>Plastic Jugs with Screw Tops</p> <p>For milk, cooking oil, laundry detergent, fabric softener, cleaning solutions, cleaning products, body care products, windshield washer fluid, etc.</p> <ul style="list-style-type: none"> <li>• Empty and rinse jugs</li> <li>• Labels OK</li> </ul>	<p>Jugs for flavoured tea, juice, other beverages (return for deposit refund)</p>
	<p>Plastic Clamshells</p> <p>For baked goods, fruit, produce, eggs, etc. Containers are clear with hinged or click-closed tops.</p> <ul style="list-style-type: none"> <li>• Empty and rinse containers</li> <li>• Labels OK</li> </ul>	<p>Packaging labelled biodegradable or compostable, liquid-absorbing pads</p>
	<p>Plastic Jars and Lids</p> <p>For peanut butter, jam, nuts, condiments, vitamins and supplements, personal care products and cosmetics, pharmaceuticals, etc.</p> <ul style="list-style-type: none"> <li>• Plastic jars have wide mouths with screw-top lids</li> <li>• Empty and rinse jars</li> <li>• Labels OK</li> <li>• Remove lids and place loose in recycling container</li> </ul>	<p>Beverage bottles (return for deposit refund), stand-up pouches, containers for motor oil, vehicle lubricant, or antifreeze products</p>





# MATERIALS LIST CONTAINERS



MATERIAL & DESCRIPTION	INCLUDE	DO NOT INCLUDE
	<p>Plastic Bottles and Caps</p> <p>For food, dish soap, mouthwash, shampoos, conditioners and other personal care products, pills and vitamins, laundry products, household cleaners, automotive cleaners, e.g., glass cleaner, windshield washer fluid, etc.</p> <ul style="list-style-type: none"> <li>• Plastic bottles have screw caps, spray pump or pull-up tops</li> <li>• Empty and rinse bottles</li> <li>• Labels OK</li> <li>• Remove caps, spray pump and pull-up tops, and place loose in recycling container</li> </ul>	<p>Beverage bottles (return for deposit refund), stand-up pouches, containers for motor oil, vehicle lubricant, or antifreeze products</p>
	<p>Plastic Trays and Tops</p> <p>For deli chicken, single serve meals, prepared foods, baked goods, housewares and hardware, e.g., screws, picture hangers, etc.</p> <ul style="list-style-type: none"> <li>• Containers are clear or have black bottom trays with clear domes</li> <li>• Empty and rinse trays</li> </ul>	<p>White, black or colour foam trays (take to Recycle BC depot), soft plastic packaging for perishable foods, e.g. meat, poultry, fish or cheese, etc., plastic/foil packaging for items like chewing gum and pills</p>
	<p>Plastic Tubs and Lids</p> <p>For margarine, spreads, yogurt, cottage cheese, sour cream, ice cream, etc.</p> <ul style="list-style-type: none"> <li>• Empty and rinse tubs</li> <li>• Remove lids and place loose in recycling container</li> <li>• For single-use coffee and tea pods: Empty and rinse pods. Remove lids and do not include lids with recycling. Grounds can be composted.</li> </ul>	<p>Packaging labelled biodegradable or compostable, plastic or foil lids from coffee and tea pods, coffee grounds (include with green waste, if applicable)</p>

# MATERIALS LIST CONTAINERS



MATERIAL & DESCRIPTION	INCLUDE	DO NOT INCLUDE
	<p>Plastic Cold Drink Cups with Lids</p> <p>Beverage take out cups</p> <ul style="list-style-type: none"> <li>• Empty and rinse cups</li> <li>• Remove lids and place loose in recycling container.</li> </ul>	<p>Foam cups (take to Recycle BC depot), plastic packaging labelled biodegradable or compostable, napkins (include with green waste, if applicable), straws</p>
	<p>Plastic Garden Pots and Trays</p> <p>For bedding plants, seedlings, vegetable plants, etc.</p> <ul style="list-style-type: none"> <li>• Remove remaining soil from garden pots and trays.</li> </ul>	<p>Ceramic plant pots, lawn edging, tarps, plastic furniture or toys, garden hoses, plastic string, or rope</p>
	<p>Plastic Pails</p> <p>For laundry detergent, ice cream, pet food, etc.</p> <ul style="list-style-type: none"> <li>• Recycle BC accepts pails that are less than 25L; larger pails should be disposed of via a commercial hauler.</li> </ul>	<p>Plastic paint cans, plastic pails larger than 25L, pails for lubricants and oils</p>
	<p>Microwavable Bowls and Cups</p> <p>For soups and entrees</p> <ul style="list-style-type: none"> <li>• Remove lids and place loose in recycling container</li> </ul>	<p>Bowls with metal rims, napkins (include with green waste, if applicable), cutlery</p>

**PLEASE DOWNLOAD THE RECYCLE COACH APP FOR MORE INFORMATION REGARDING RECYCLING AND SCHEDULES FOR THE TOWN OF SMITHERS**



Some items are recyclable outside of the Town of Smithers Recycle program. To find out where you can recycle something other than packaging or printed paper, please visit Town of Smithers website for the Reduce-Reuse-Recycle Information Sheet or contact the Works & Operations Department at 250-847-1649 or contact Recycle BC. free 1-855-875-3596 or [info@recyclebc.ca](mailto:info@recyclebc.ca)